



MULTI-INSTALLATIONS

Manufacturers & Installers of High Security Doors & Locks • Kitchen & Bathroom Refurbishment

SECURED BY DESIGN PAS 23 AND PAS 24 FLAT ENTRANCE DOORSETS (FD30)

A RANGE OF HARDWOOD PANNELLED (PLANT ON MOULDING) DOORS

Features:

- 44mm thick tri-laminate Anti-Vandal door blank
- Secured By Design Certification PAS 23 & PAS 24
- All doorsets are FD30 (30 minute fire integrity)
- Hardwood lipped
- Traditionally manufactured for maximum strength and durability
- Complies with Part M regulations for wheelchair access
- Weather proofed and draught proofed
- Custom designs on request

Specification:

Sizes:

- Any size made to order
(however max. size of door leaf will be 1.2m (w) x 2.4m (h))

Ironmongery:

- 3 point locking (Mul-T-Lock ML240 or ML235) with euro profile cylinder and internal thumbturn operation (to facilitate emergency exit in case of fire) or, provide key operation both sides if so instructed by client
- 5 no. Mul-T-Lock keys and 1 no. Keycard
- 8mm continuous zintec hinge onto new hardwood frame
OR
3-no. adjustable hinge block on frame armour cladding with hinge bolts, onto existing hardwood or softwood frame
- Pull handle

Alternative Frames:

- Steel frame armour profiles (Fit onto existing timber frame)
- 70x95mm rebated hardwood frame
- 80x40x2mm stainless steel hollow section

Hardware:


- Perko type door closer
- Door numeral
- Letter plate with internal security cowl
- Wide-angle viewer
- Security chain
- Perimeter draught seal

Options:

- Solid hardwood cill
- Low line thresh strip for wheelchair access
- External weatherboard (if required)
- Fanlights and sidelights

Finishes :


- Sikksens painted or stained



MIL-13



MIL-14



MIL-15




MIL-16



MIL-17



MIL-18



MIL-19



MIL-20

